



DISCOVER GRAD
Clip-on System for
Decking & Cladding



US.GRADCONCEPT.COM



TABLE OF CONTENTS

→ 01	Who Are We?	04
	What is the Grad® System?	06
→ 02	Our Products	10
	Rails	10
	Mini Rail	12
	Start Rail	13
	PR39	14
	Accessories	15
→ 03	Applications	16
	Cladding & Soffits	18
	Accent Walls & Ceilings	20
	Fences & More	22
	Standard Decks	24
	Rooftop & Platform Decks	26
	Featured Projects	30



ABOUT US

Named after a family namesake, the Grad's expansion into the US market is based out of Houston, TX. Our inter-state sales team, our partner network of established companies and a Texas based technical team is available to address all your needs.

Our products are 100% designed and manufactured in France then exported to the US. Grad products have up to a 20 year warranty and are made with recyclable raw materials. The Grad Clip System is a US patented product that has been adapted for the US market.

Manufacturing capabilities:

- 80,000LF rails per week
- 1,000,000 pedestals per year
- 3-shift production, 5 days a week
- Clips and pedestals are produced on site: the raw material is supplied in granulated form and molded into Grad products through injection molding
- Clips are already attached to the rails according to your project needs
- Aluminum rails are from European extruders and painted black with a water-based paint

Affiliated With



OUR MISSION

In order to create a unified brand and team, we've defined four core values that we consider in everything we do. Through these four values, we can bring the topics and issues that we care about to the forefront.

At the heart of Grad is a product designed to overcome numerous challenges, from time management and labor shortages to sustainability. Our use of premium materials helps us reduce our environmental impact while simultaneously outperforming competitors' solutions.

We strive to safeguard the future through our environmental commitments. Our sourcing process always favors a circular economy to minimize our environmental impact.

We encourage our employees to exceed their own expectations. We strongly believe in our team and their ability to embody our values while further developing the brand. Thanks to our horizontal organization, we can encourage the generation of ideas and initiative in every part of the brand, finding the key people for each position.

Lastly, Grad is dedicated to developing helpful and effective solutions for projects that matter, and the people who execute them. We strive for improved performance and a time efficient, ergonomic solution.

OUR PARTNERS

OHC - AL, TX, WI

ohc.net/locations
Lufkin, TX: (936) 634-6707
Stockton, AL: (251) 937-8100
Toll Free: (800) 999-7616

Kebony - Nationwide

us.kebony.com
(833) 795-8660

Timbertown - AL, TN, TX

timbertown.com/locations
Pflugerville, TX: (512) 528-8112

US Lumber Brokers - TX

uslumberbrokers.com
(512) 927-1111

Issaquah Lumber - WA

cedarexperts.com
(425) 392-3631

Grad USA

Houston, TX
(800) 319-7089
infoUS@gradconcept.com

Wood Haven, Inc. - KS

woodhavenproducts.com
(800) 545-8884

G Wood Pro : Tantimber - Nationwide

gwoodpro.com
tantimber.com

Thermory USA - Nationwide

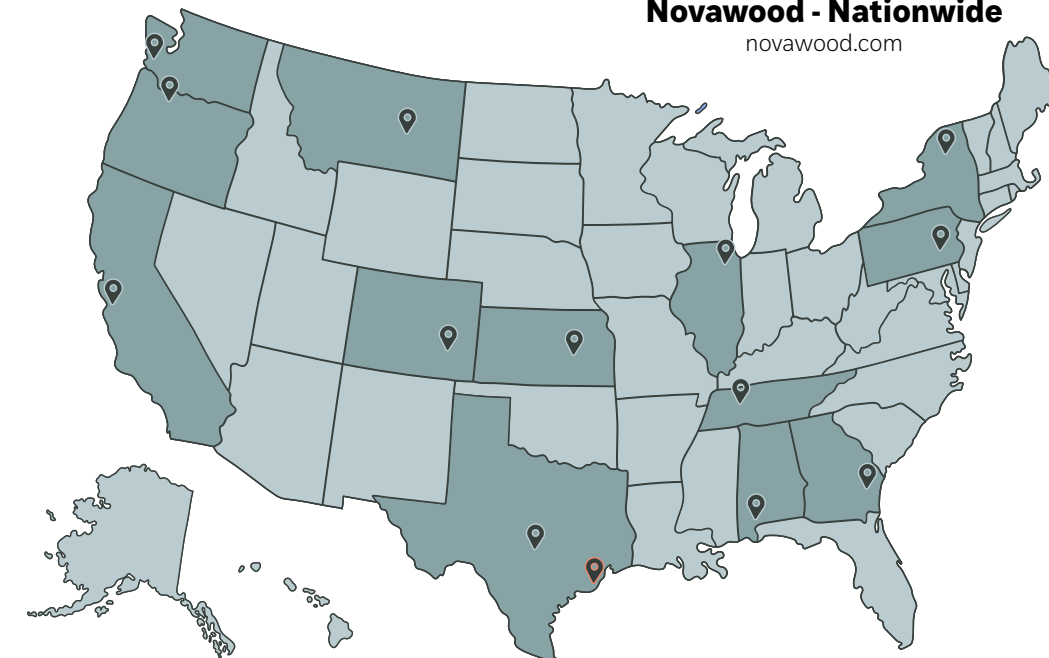
thermoryusa.com
NY: (585) 591-6590
CO: (720) 759-7268

HDG Building Materials - OR, WA

1 (503) 360-9551

Novawood - Nationwide

novawood.com



→ 01

WHAT IS GRAD?

Presentation
System
Materials



© Woodhaven

ADVANTAGES OF THE GRAD SYSTEM

TIME SAVING

Our clips come pre-fixed and do not need to be fastened individually. With no need to double check board spacing, installation time is reduced by up to 50%!

RESISTANT

Thanks to the materials we use, Grad products are extremely resistant to corrosion, fire, insect attacks, and rot. The system works across a wide temperature range.

LONG-LASTING

Because the boards sit on our clips, there is no contact between the aluminum joists and the boards, which helps prevent water traps and cupping for longer lasting boards.

HIGH STABILITY

The aluminum structure, as well as the plastic used for the clips and accessories, gives our system increased dimensional stability and stiffness.

AESTHETIC

The boards are perfectly aligned thanks to the clips and rail system, guaranteeing clear drip lines.

DETACHABLE

Thanks to our dismantling keys, decking and open joint cladding boards can be easily removed and updated. Nothing is damaged in the process and all items can be reused.

EFFICIENT

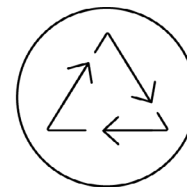
A traditional 200 ft² deck at 16" OC will require approximately 1100 clips and screws, whereas the same deck with Grad will require no more than 110 screws.

CUSTOMIZABLE

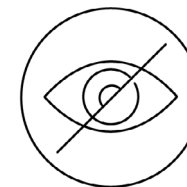
Clip spans are determined according to your project, so we can offer unique solutions: different board widths, variable spacing, 3D effects, mixed materials, and more!

PARTNERSHIPS

Grad works with American partners known for their quality products and services.



100%
RECYCLABLE



100% HIDDEN
FASTENING SYSTEM



LIGHT & EASY
TO SHIP



UP TO A 20 YEAR
WARRANTY



HOW IT WORKS

After the aluminum rails have been placed according to the plans, simply snap the boards on to the Grad clips using gentle pressure or walking along the board. With our clip system, you no longer need to attach the fasteners individually. Everything comes together in a snap!

Compatible decking and cladding boards have been slotted with a special groove to perfectly accommodate our patented Grad Clips. Only surface materials that have been slotted for the Grad clips are compatible with our system.


Many materials can be grooved to fit onto Grad clips, for example:

- Moso® Bamboo X-Treme®
- Most tropical hardwoods
- Most soft woods
- Thermally or chemically modified woods


See the list of our partners on page 5 for more information on where to buy boards pre-grooved for our system.



↑ Grad® Decking Installation



↑ Multi-level platform deck installation



↑ Kebony® with Grad® Cladding installation

OUR RAW MATERIALS

FOCUS ON SUSTAINABILITY & DURABILITY

- Aluminum and POM can be 100% recycled
- Water usage reduction: The recycling process reduces energy consumption by more than 70%, as compared to energy required to produce new aluminum from primary sources
- Durability: aluminum products last longer than traditional systems
- Warranty: up to 20 years
- Aluminum outlasts wood

ALUMINIUM

Rails



- We use Aluminum 6060 T6 for our rails.
- Sustainability: Grad™ System features aluminum rails made of 80% recycled aluminum that supports green building projects
- Non-Flammable – will not burn when exposed to prolonged fire conditions. Our aluminum will melt in fire conditions leaving no hazardous toxin to breathe in
- Great corrosion resistance – our aluminum components will not lose strength due to corrosion, this benefits deck installations in areas with salty air contents
- Light weight and durable – Grad rails can be easily transported during construction phases, weighing slightly under 3lbs per rail. Our aluminum supports up to 143lb/ft @ 16"-18" OC

POLYOXYMETHYLENE (POM)

Clips and Accessories



- Polyoxymethylene (the same material used for ski boots) is used to make the clips giving it a good resistance and durability across a wide temperature range
- Polyoxymethylene will melt (melting point > 540°F) but will not spread fire especially when covered by boards and only connected to the alu tracks
- The clips are hidden underneath the boards so not subject to UV lights and will keep their natural elasticity overtime without becoming brutal (we have 17 years experience with the clip system)
- Toughness at low temperature (down to -40°F)
- Excellent resistance to moisture, gasoline, solvents and many other chemicals of neutral pH

POLYPROPYLENE (PP)

Top Lift Pedestal

- Our pedestals are comprised of two Polypropylene products: one mixed with 20% talc, and the other with 30% fiberglass
- Supports loads up to 500kg/m² or 100psf. Our pedestal has been tested and meet the requirements of ASTM D635 and ASTM D1929

→ 02

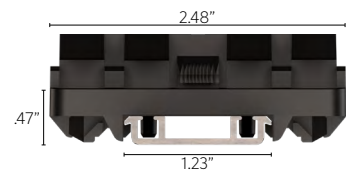

GRAD RAILS + MORE

Product Presentation
Rails
Accessories



MINI RAIL

Non-structural rail for decking and cladding.



Total height: 0.47" + board thickness

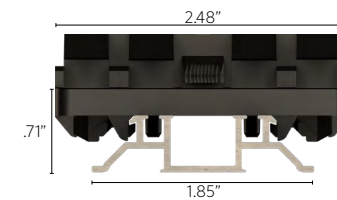



TECHNICAL CHARACTERISTICS

Rail material	Aluminum 6060
Rail finish	Black water-based paint
Clip material	Polyoxymethylene (POM)
Rail weight (including clips)	+/- 0.13lb/LF
Maximum Length	156 in
Pull-out strength of the clip on the rail	330 to 550 lbs, for two clips (depending on the type of board)
Total Deck Height	0.47in + deck board height
Max Length of Rails	Up to 7ft
Allowed Rail Spans (decking application)	10in, 12in, 16in, 24in, 36in*
Allowed Rail Spans (horizontal cladding)	10in, 12in, 16in, 24in, 36in*
Allowed Rail Spans (vertical cladding)	10in, 12in, 16in, 24in*
Average Coverage for Rails at 16in OC:	8 sqft
Recommended Fixing Points	Every 10-16in
Load bearing/Structural	No
Boards and Clips can be removed with special Keys	No
Can be cut to Length	Yes

START RAIL

Non-structural rail for decking and cladding.

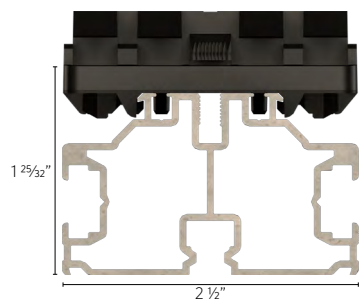



Total height: 0.71" + board thickness

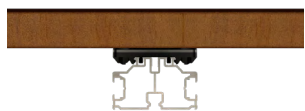


TECHNICAL CHARACTERISTICS



Rail material	Aluminum 6060
Rail finish	Black water-based paint
Clip material	Polyoxymethylene (POM)
Rail weight (including clips)	0.13lb/LF
Maximum Length	156 in
Pull-out strength of the clip on the rail	330 to 550 lbs, for two clips (depending on the type of board)
Total Deck Height	From 1-25/32in + deck board height to 5-7/8in + deck board height
Max Length of Rails	Up to 7ft
Allowed Rail Spans (decking application)	10in, 12in, 16in, 24in, 36in*
Allowed Rail Spans (horizontal cladding)	10in, 12in, 16in, 24in, 36in*
Allowed Rail Spans (vertical cladding)	10in, 12in, 16in, 24in, 36in*
Average Coverage for Rails at 16in OC:	8 sqft
Recommended Fixing Points	Every 20in
Load bearing/Structural	No
Boards and Clips can be removed with special Keys	Yes
Can be cut to Length	Yes



Min height: 1 25/32" + board thickness



Possible heights with pedestal: 4 - 15" (including board thickness)



PR39

Structural rail for decks and rooftops.

TECHNICAL CHARACTERISTICS

Rail material	Aluminum 6060
Rail finish	Black water-based paint
Clip material	Polyoxymethylene (POM)
Rail weight (including clips)	+/- 0.94lb/LF
Maximum Length	156 in
Pull-out strength of the clip on the rail	330 to 550 lbs, for two clips (depending on the type of board)
Total Deck Height	From 1-25/32in + deck board height to 5-7/8in + deck board height
Max Length of Rails	Up to 7ft
Weight of Pedestals	0.66lb each
Allowed Rail Spans (decking application)	10in, 12in, 16in, 24in, 36in*
Allowed Rail Spans (horizontal cladding)	10in, 12in, 16in, 24in, 36in*
Allowed Rail Spans (vertical cladding)	10in, 12in, 16in, 24in, 36in*
Average Coverage for Rails at 16in OC:	8 sqft
Load bearing/structural	Yes
Boards and Clips can be removed with special Keys	Yes
Can be cut to Length	Yes

ACCESSORIES



TOP LINK

Cladding & Ceilings: Reusable item to quickly and accurately align rails one after another.

Decks and Rooftops: Used to connect two joists over a pedestal. Not reusable.

COMPATIBILITY

X	PR 39
X	Mini Rail
X	Start Rail



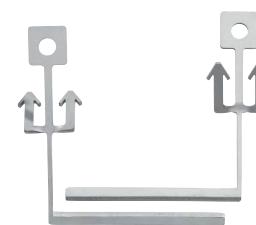
CUSHION CLIP

For Claddings, Ceilings, Decks and Rooftops

Ideal when full-face boards or standard clips cannot be used.

COMPATIBILITY

X	PR 39
X	Mini Rail
X	Start Rail



KEYS

For Claddings, Ceilings, Decks and Rooftops

Used to remove boards that need to be replaced or to access the substructure in open-joint designs and decks. It can't be used on closed rainscreen claddings or soffits.

COMPATIBILITY

X	PR 39
	Mini Rail
X	Start Rail



→ 03

APPLICATIONS

Application types
 Grad® Creations
 Get inspired!



CLADDING & SOFFITS



RAIL OPTIONS

GRAD® RAILS	AIR GAP (BETWEEN WALL AND OUTER CLADDING)	FASTENING POINTS
Mini rails	15/32"	Up to 16" max Min : two per rail
Start Rail	23/32"	Up to 20" max Min : two per rail

Applications: Diagonal, vertical, or horizontal cladding

- Directly onto concrete walls
- Over battens or studs
- Vertically over OSB panels, aligned over timber frame studs
- Horizontally over OSB panels, fixing points will be at the intersection with studs

Create perfect rain-screen systems :

- Use a nail gun or a drill
- Battens are not compulsory
- Air gaps are even for continuous air flow
- Aluminum rails do not absorb water
- No face screws in boards for less water traps
- No board pre-drilling required
- Promotes a greater look especially for open joint cladding
- Start Rails tested to TAS 202 and 203
- Grooves in the back of the boards help prevent cupping
- Boards are never in contact with the battens, helping to prevent moisture from being trapped


Recommended board thickness: $1\frac{3}{16}$ " down to $\frac{3}{4}$ " (to be tested prior to use)



ACCENT WALLS & CEILINGS



© Edvinas



RAIL OPTIONS

GRAD® RAILS	AIR GAP (BETWEEN WALL AND OUTER CLADDING)	FASTENING POINTS
Mini rails	15/32"	Up to 16" max Min : two per rail
Start Rail	23/32"	Up to 20" max Min : two per rail

Applications:


- Accent walls and infinity ceilings
- Directly onto concrete walls
- Over battens or studs
- Vertically over OSB panels, aligned over timber frame studs
- Horizontally over OSB panels, fixing points will be at the intersection with studs

Installation:

- Fast & easy
- Accurate
- Battens are not compulsory
- Rails can be attached to existing suspended ceiling rods
- Rails can be cut to length
- Perfect lines and gaps in a snap
- No face screws in boards
- No board pre-drilling required
- Grooves in the back of the boards help prevent cupping
- Boards are never in contact with the battens, helping to prevent moisture from being trapped

Design:

- Enhances design rather than technical attributes
- Allows creativity: narrow/wide boards or thin/thicker boards
- Smooth and elegant finish
- Highest level of details
- Helps create specific zones
- Helps reduce sound transfer between adjacent spaces



FENCES + MORE

RAIL OPTIONS



GRAD® RAILS	RAIL SPAN	FASTENING POINTS
Mini rails		Up to 16" max Min : two per rail
Start Rail	Up to 24"	Up to 20" max Min : two per rail

Applications:

- Vertically over posts
- Horizontally over arris or standard fence rails
- Over structural components

Installation:

- Fast & easy
- Accurate
- No face screws in boards
- No board pre-drilling required

Design:

- Can be used with shiplap or open joint boards
- Smooth and elegant finish
- Durable layout



STANDARD DECKS



RAIL OPTIONS

GRAD® RAILS	AIR GAP (BETWEEN WALL AND OUTER CLADDING)	FASTENING POINTS
Mini rails	15/32" + board thickness	Up to 16" max Min : two per rail
Start Rail	23/32" + board thickness	Up to 20" max Min : two per rail
PR39	1 25/32" + board thickness	Every 24" max Min : two per rail

Applications:

- Over deck frames made of wood or steel, or over concrete floors with low clearance
- Directly onto flat surfaces such as concrete, without sleepers or joists
- Over wooden or steel joists/sleepers, but not across (except where indicated below)

Create perfect decks:

- Boards sit on the Grad clips, not on the joists
- No face screws in boards avoids splinters and water traps
- No board pre-drilling required
- Rails can be cut to length
- Create fascia by cutting rails to length: fasten them around the deck frame and snap on boards

Recommendations:

- Min board thickness: 13/16" for hard surface materials, 1" for soft woods
- Since they are structural rails, only PR39 rails can be placed perpendicularly across joists
- Start Rails are wider than 2x joists and cover them well, acting like deck tape
- When using steel deck frames or supports, use deck tape to break the continuous bond between aluminum and steel to avoid natural galvanic corrosion



ROOFTOP & PLATFORM DECKS



PR39 WITH GRAD PEDESTALS

GRAD® RAILS	TOTAL DECK HEIGHT WITH PEDESTALS INCLUDING BOARDS	MIN CLEARANCE
PR39	4" - 15"	4"

Applications:

- Directly onto flat or irregular surfaces such as concrete, with TPO or EPDM
- Over grass or gravel
- Max slope: 4%

Products Characteristics:

- Only 3 main components: pedestals, rails, boards
- Use rails as joists
- Entirely modular system: build it as you go along
- Create different platforms
- No need for deck frames
- Pedestal and joist spans depend on PSF requirements of the boards and local regulations.
- Boards sit atop the Grad clips, not on the joists
- 1 pedestal for all heights from 4" up to 15"
- Subdeck access allowed by removing boards one at a time with special keys
- ASTM D1929 and D635 tested pedestals
- CCRR on the way
- The number of pedestals

3 Main Components:

- Pedestal, Rail, Board
- An Entirely Modular System




GRAD PEDESTAL SYSTEM




FAST ASSEMBLY

Top Links connect two rail ends over a pedestal for fast, precise alignment. Boards can still be removed because Top Links don't prevent the clips from being lifted up with the special set of keys.



FASCIA

Top Cube allow deck boards to be used as fascia boards using accessories to clip on the sides of the rails. Many Top Cubes can be put one on top of another until they reach the total height of the fascia.



STIFFNESS

Special tracks are positioned across the joists to create a grid structure that provide greater rigidity and stability to the deck system. They also are laid first on the ground to determine joist spans before PR39 are laid down at 90° angle over the spanners. It helps building better and faster, with greater accuracy.



ADD HEIGHT

With boosters that can be added and taken out from pedestals, they clip onto one another and need no screws to be used



OUR LADY OF HEAVEN CATHOLIC CHURCH

Lake Charles, Louisiana

Project: Cladding
Cladding boards: Tinted 5" Garapa
Rail System: Start Rails
Architect: Ribbeck Construction
US Reseller: Wood Haven Inc.
Completion Date: July 2022

→ Grad was the perfect solution for this massive 9,000 ft² project. Because our rails can be used as battens, Ribbeck Construction was able to save time preparing the structure. Plus, thanks to the pre-installed Grad Clips, installing the Grad-compatible Garapa boards was easier than ever. The result is a perfectly smooth and homogeneous siding that will not only look great for years to come, but will also stand the test of time.

↓ Our Start Rails at 16" on center passed TAS 202 wind load tests.




SOLARIUM BEACH BOARDWALK

Monaco

Project: Decking
Rail System: PR39 with Grad pedestals
Decking boards: Bamboo
Architect: Agence Guillermin
Partners: Aménagement et Techniques Urbaines
Photography: Thierry Abran
Completion Date: 2022

→ Finalized in 2022, this redevelopment project located in the heart of the Principality of Monaco is nestled on the Rainier III seawall. The objective of all the teams working on this project was to be as non-invasive as possible. To do so, the approach was to optimize the existing spaces as much as possible with a very minimal structure and by bringing in new, more modern and natural elements.



← The design project included the integration of various comfort areas such as shade, misting, wind protection, showers, and the installation of green spaces. In addition, in order to minimize glare, the choice of materials was carefully considered. This is why the teams opted for a relatively dark bamboo deck to counter this phenomenon.

↑ It is therefore with this in mind that we were able to meet the various challenges of this project thanks to our invisible fastening system that disappears perfectly into the desired landscaping spaces. This guarantees a modern, natural and durable result adapted to the pre-existing surfaces.

RENOVATED BARN PRIVATE HOME

Atlanta, Georgia

Project: Cladding
Cladding boards: Coated Douglas Fir
Rail System: Mini Rails
US Reseller: Timbertown, GA
Milling Partner: Woodhaven Inc., KS
Completion Date: February 2023
Photo credit: Iran Watson Photography, Atlanta, GA



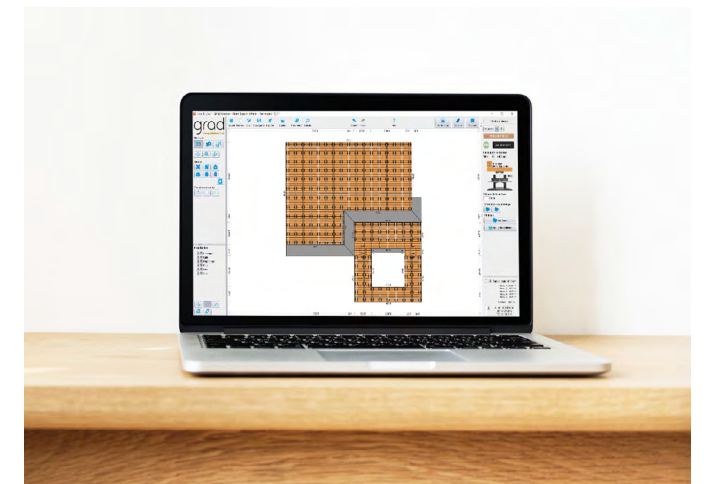


WHAT CAN GRAD® DO FOR YOU?

- Save time and money on installation
- Help defy the labor shortage
- Offer durable materials
- Diversify your product portfolio
- Gain new clients and projects
- Be different from your competition
- Free training and technical consultancy
- Free decking software to design projects with our products
- Change the game!



GRAD 3D SOFTWARE



- Grad® provides drawings in 2D and 3D models
- Multiple deck and siding plan views provided to clients
- Accurate calculations and project studies are available by Grad's innovative 3D software
- Project studies are available to clients within a timely manner





Visit us online
US.GRADCONCEPT.COM

GRAD® USA
Houston, Texas
(800) 319-7089
infoUS@gradconcept.com



Ref: B09EN

© Grad® - 08/2023
Photos, illustrations and documentation are non-contractual.
Please don't litter.
Photo credit front cover: © Grad
Photo credit back cover: © Buro Ruijs