

# HÜTTEMANN

GLUED LAMINATED TIMBER



FLEXIBLE AND INNOVATIVE

WHO WE ARE

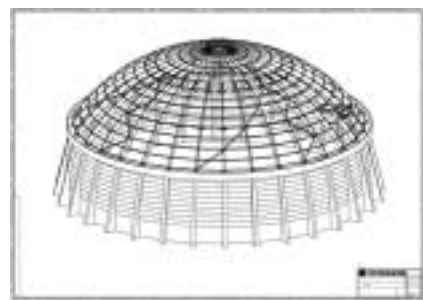
# HÜTTEMANN

The Hüttemann group, founded in 1891, is a family enterprise in its fourth generation. It has two production facilities in Germany.



## Hüttemann Holz GmbH & Co. KG, Olsberg

Are a timber engineering company that specialises in the manufacture of components for timber structures of all sizes and can offer a turnkey solution for large projects.



Structural analysis and designing by our own engineering office



Five axis machining unit for large components



Glued laminated timber (glulam)  
Special shapes  
Engineered timber and standard halls



Component lengths up to 56 m



Total turnkey solution for large projects.



## Hüttemann Wismar GmbH & Co. KG

Founded in 1999, the factory in Wismar produces straight glulam beams and construction elements (HBE).



Many Glulam sizes available to facilitate modern design



Sophisticated, quality controlled production



Largest glulam warehouse in Europe



Just in Time delivery to warehouse or construction site anywhere in Germany, in Europe and worldwide




Detail and production planning



CNC machining offers maximum precision in assembly

### Certification at Olsberg

- Germany:- Adhesive approval




- Netherlands: SHK Komo



### Certification at Wismar

- Germany:- Adhesive approval



- Japan: JAS



- USA: WCLB



## HÜTTEMANN GLUED LAMINATED TIMBER




### Glulam from stock

- More than 55 section sizes stocked in 12, 13 & 16m are available for prompt shipment
- Strength class GL24h as standard, but higher classes are available
- Beams protected by white foil wrap
- Small packs give more order flexibility




### Glulam by list

- Quality controlled and waste-free production
- Prompt customer specific delivery
- 24m long beams in cross sections 6 – 26cm wide and up to 104cm deep
- Strength classes from GL 24h
- Made of Nordic spruce
- Visual and non-visual quality
- Weatherproof glued, clear glued joint
- Double planed, chamfered edges
- Bundled in packages



### Glulam wall and beam elements

- The best constructional timber
- Dry, dimensionally stable material for stronger walls, floors and roofs
- Industrial quality for unseen components
- In full packs from 9 – 13.5m long



### Glulam Columns

- Diameters of 12 to 24 cm in stock
- Up to 12m lengths ex stock
- Available cut to length in multiples of a metre
- Clean sanded surface
- Individually protective wrapped

## HÜTTEMANN SOLID TIMBER



HBE – the LEGO principle

Available anytime and anywhere

Simple joinery and assembly planning



Increased capacity utilisation of your own CNC facility

Delivered directly to site

Fast and easy



Dry and solid

Ecological and well-adapted

Economical and appealing

### Hüttemann HBE system is suitable for:



Wall (HBE - WA)

Ceiling (HBE - DE)

Roof (HBE - DA)

## HÜTTEMANN ENGINEERING TIMBER



Power plant · Hamm

Hüttemann Engineered Timber is synonymous with the highest quality timber constructions. Beam lengths of up to 56m gives designers design flexibility with the option to use clear span structures.

We can manage your project on a partial or turnkey basis.



Waldkirch · Trussed binders



Wood center · Kempten



Rhenus Logistics center · Gießen



REWE · Hamburg

## HÜTTEMANN INDUSTRIAL SHEDS



Nestlé Deutschland AG  
Plant at Schwerin



### Commercial Buildings

- Factories
- Warehouses
- Market halls and distribution units

### Sports facilities

- Tennis halls
- Riding stables
- Indoor swimming pools
- Sports centers

### Exhibition halls

- Automobile dealers
- Trade fair halls

### Special constructions

### Standard halls



Trilux · Arnberg

# HÜTTEMANN

## GLUED LAMINATED TIMBER



FLEXIBLE AND INNOVATIVE

Hüttemann Holz GmbH & Co. KG  
Industriestrasse · 59939 Olsberg  
Telephone (+49) 2962/806-0  
Telefax (+49) 2962/3725  
info@huettemann-holz.de  
www.huettemann-holz.de

Hüttemann Wismar GmbH & Co. KG  
Am Torney 14 · 23970 Wismar  
Telephone (+49) 3841/221-0  
Telefax (+49) 3841/221-221  
info@huettemann-wismar.de  
www.huettemann-wismar.de