



 **LG Hausys**

www.himacs.eu

HI-MACS[®]

Use & Care

Tips and hints for the care
of your product.

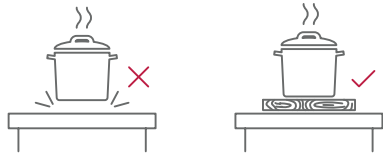


Natural Acrylic Stone[™]

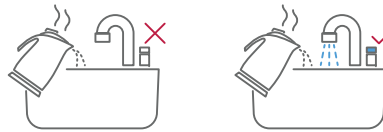
SCHOTT
CERAN

We've outlined a few simple ways to care for and maintain your HI-MACS® Solid Surface to ensure it retains its original elegance and beauty for years to come.

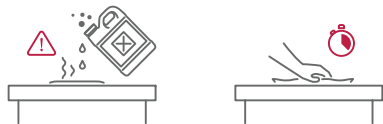
GENERAL CARE



- **Hot Objects:** Hot saucepans or pots straight out of the oven or from the hob should not be laid directly on the HI-MACS® surface. Always place a mat or board underneath hot objects, such as crock-pots, electric frying pans, etc.



- **Boiling liquids:** If you pour boiling liquids into HI-MACS® sinks or basins, you should also pour in cold water at the same time.

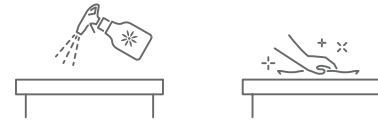


- **Strong acids** (such as those found in drain, toilet bowl, and oven cleaners) should be used cautiously around HI-MACS®. If any of these items come in contact with HI-MACS®, wipe them up at once. Some of these items, when left on the surface, may cause whitening, which can be difficult to remove.




- **Sharp objects:** HI-MACS® copes effortlessly with the wear and tear of everyday life, however pointed or sharp-edged objects can leave cuts or scratches on the HI-MACS® surface if not used carefully.

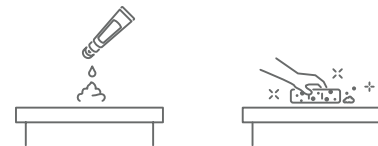
DAY TO DAY



- HI-MACS® is a completely homogeneous and non-porous material, so normal, everyday cleaning only requires a damp cloth and a mild cleanser.



- If you have chosen a matt finish, you can also use a mild abrasive cream cleaner. If you do use an abrasive cleaner, we recommend periodically cleaning the entire surface in a circular motion to maintain uniformity.

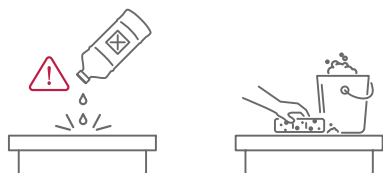


- It is also useful to wipe your surface occasionally with a mild abrasive cream cleaner or wet sponge to retain the even finish of the surface.

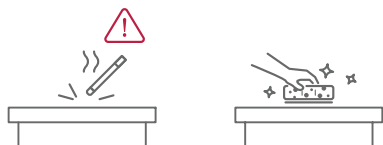
CLEANING SPILLS & TOUGHER STAINS



- **Tougher stains:** Tougher stains, caused by food colouring, tea or fruit juice can easily be removed using a bleaching agent (do not leave in contact with the work surface for more than five minutes). Clean the surface with a domestic all-purpose cleaner and rinse with clean water. You can also use a mild abrasive on matt finishes. Nail varnish can easily be removed with nail varnish remover (acetone-free) or a mild abrasive.



- **Acidic cleaning agents:** A number of cleaning agents contain acids, such as methyl chloride or acetone. You should avoid using these on a HI-MACS® surface. Should one of these products accidentally come into contact with the material, as a precautionary measure you should rinse the surface with soapy water to prevent any discolouring taking place.

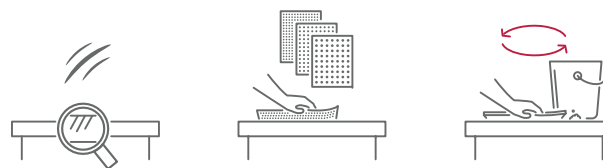


- **Burn marks:** Small burn marks or marks caused by nicotine can simply be removed using a mild abrasive or an abrasive sponge.

REMOVING SCRATCHES



- For removing superficial scratches, rub in a circular motion with a wet #7448 Scotch Brite® or similar buffing pad until the scratches are removed. Clean thoroughly with soap and water and let dry.



- Deep scratches can be removed by carefully sanding lightly with 120 grit sandpaper followed by 220 and 320-grit sandpaper. Then rub the surface with a wet #7448 Scotch Brite® pad or similar, in a circular motion to restore the finish. For added protection, or if any additional sheen is desired, after the surface is dry, apply a non-wax polish cleaner or other recommended surface dressing and wipe with a clean, dry cloth. Wipe dry using another clean cloth.

SEVERE DAMAGE



- Should your HI-MACS® sustain a deep cut, crack or any other severe damage, we recommend the services of a professional fabricator to repair your surface to look as good as the day it was installed.

QUALITY AND ENVIRONMENTAL AWARENESS

- All HI-MACS® products are manufactured in accordance with the ISO-9001 Quality Process for Systems and Processes and the ISO 14001 Environmental Management Standard.
- HI-MACS® has a non-porous surface and is safe for food preparation. It is approved for commercial food service, medical facilities, schools, hospitality and other areas where hygiene is essential.
- HI-MACS® and its cured adhesive are also completely safe, free from formaldehyde and emissions-free.

CLEANING RECOMMENDED PROCESS

| CLEANING PROCESS STAIN | WATER | UNIVERSAL CLEANING AGENT | ABRASIVE CLEANING AGENT | ABRASIVE SPONGE PAD |
|--------------------------------|-------|--------------------------|-------------------------|---------------------|
| Water-based marker pen (black) | ● | | | |
| Oil-based marker pen (black) | ● | ● | ● | |
| Coloured pen (red) | ● | ● | ● | |
| Cooking oil | ● | | | |
| Coffee | ● | | | |
| Tea | ● | | | |
| Whisky | ● | | | |
| Milk | ● | | | |
| Juice | ● | | | |
| Curry | ● | ● | ● | |
| Margarine | ● | ● | | |
| Lotion | ● | | | |
| Ketchup | ● | | | |
| 10% Iodine tincture | ● | ● | ● | |
| Lipstick | ● | ● | | |
| Cigarette burns | ● | ● | ● | ● |
| Colouring | ● | ● | ● | |

CHEMICAL RESISTANCE

- Tests carried out in accordance to EN ISO 19712 for Solid Surface material, please see table (right) for results.



Evaluation

| RATING LEVEL | DESCRIPTION |
|--------------|--|
| Rating 5 | No visible change |
| Rating 4 | Slight change in gloss and/or colour, only visible at certain viewing angles |
| Rating 3 | Moderate change in gloss and/or colour |
| Rating 2 | Marked change in gloss and/or colour |
| Rating 1 | Surface distortion and/or blistering |

a = Acids and alkalis, in concentrations stronger than those shown in group 3, which can be contained in commercial cleaning agents, can cause surface damage or marking, even with very short contact times. Any spillage of such materials should be washed off immediately.

| CLASS | STAINING AGENT | APPLICATION TIME | EVALUATION OF G002 CHANGES | EVALUATION OF S028 CHANGES |
|--|--|------------------|----------------------------|----------------------------|
| GROUP 1 | Water | 16h – 24h | 5 to 4 | 5 to 4 |
| | Toothpaste | | | |
| | Hand cream | | | |
| | Natural fruit and vegetable juice | | | |
| | Lemonade and fruit drinks | | | |
| | Meats and sausages | | | |
| | Animal and vegetable fats and oils | | | |
| | Yeast suspension in water | | | |
| | Salt (NaCl) solutions | | | |
| | Mustard | | | |
| | Lyes, soap solutions | | | |
| | Cleaning solution | | | |
| | Alcoholic beverages | | | |
| Phenol and chloramine-T disinfectants | | | | |
| Citric acid (10% solution) | | | | |
| GROUP 2 | Coffee (120gr coffee per ltr. water) | 16h | 5 | 4 to 5 |
| | Black tea (9gr tea per ltr. water) | | | |
| | Milk (all types) | | | |
| | Cola beverages | | | |
| | Wine vinegar | | | |
| | Alkaline-based cleaning agents (10% in water) | | | |
| | Hydrogen peroxide (3% solution) | | | |
| | Ammonia (10% solution of commercial concentrate) | | | |
| | Lipstick | | | |
| | Water colours | | | |
| Laundry marking inks | | | | |
| Ball point inks | | | | |
| GROUP 3 | *Sodium hydroxide (25% solution) | 10min. | 5 to 4 | 4 to 5 |
| | *Hydrogen peroxide (30% solution) | | | |
| | *Acetone | | | |
| | Trichloroethane | | | |
| | Other organic solvents | | | |
| | Concentrated vinegar (30% acetic acid) | | | |
| | Bleaching agents and sanitary cleaners containing them | | | |
| | Hydrochloric acid based cleaning agents | | | |
| | Tincture of iodine | | | |
| | Boric acid | | | |
| | Lacquers and adhesives (except fast-curing materials) | | | |
| | Amidosulfonic acid descaling agents (≤10% solution) | | | |
| Nail varnish | | | | |
| Nail varnish remover | | | | |
| Stain or paint remover based on organic solvents | | | | |
| GROUP 4 | *Acetic acid (5% solution) | 20min. | 5 | 4 |



LG Hausys Europe GmbH
Lyoner Str. 15
60528 Frankfurt
Germany
info@himacs.eu

himacs.eu



For warranty information please visit himacs.eu

HI-MACS® and Natural Acrylic Stone™ are registered trademarks of LG Hausys Europe GmbH. All other names or product names are trademarks or registered trademarks of their respective rights owners. The details contained in this brochure are for information only and can be modified at any time without prior notification.

©2019. LG Hausys Europe GmbH. All rights reserved.